

**Surface mounted**



RLGC series slim design LED Canopy light with various wattages.  
Powder coated aluminium housing and high quality polycarbonate spread lens.  
High efficiency Philips LED chips up to 150LM/W and integral electronic driver.  
Various mounting options.

|                                   |                               |
|-----------------------------------|-------------------------------|
| <b><u>Colour Temperature:</u></b> | 4000K / 5000K / 5700K / 6500K |
| <b><u>LEDs Life Time:</u></b>     | 50,000Hrs L70 / B10 at 25 C°  |
| <b><u>CRI:</u></b>                | CRI70+                        |
| <b><u>Beam Angle:</u></b>         | 30° / 60° / 90° / 120°        |
| <b><u>Driver options:</u></b>     | Non-dimmable / DALI Dimmable  |
| <b><u>IP Rating:</u></b>          | IP65                          |
| <b><u>IK Rating:</u></b>          | IK08                          |
| <b><u>Mounting options:</u></b>   | Surface mounted, Recessed     |
| <b><u>Available Colour:</u></b>   | White finish                  |

**Applications:**

Warehouse, Canopy, Car park, Car park entrance, Petrol Stations

Lumen output based on Absolute lumens, 4000K LED chip and manufacturers rated mA drivers.

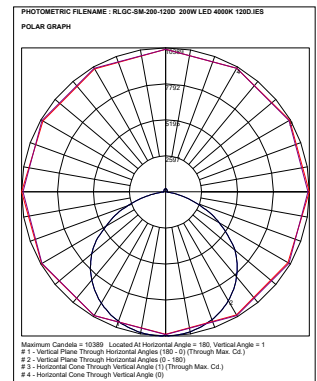
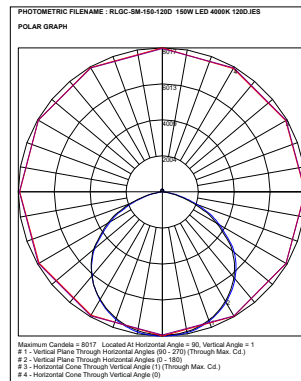
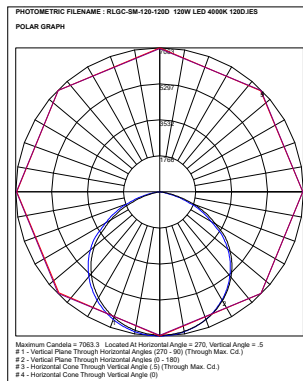
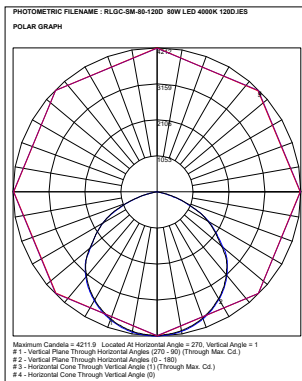
\*\*\* NOTE: Dimensions and Cut Out sizes may change without notification.

## Surface mounted Canopy Light

| Cat         | Watt | Colour Temperature | Lumen Output | Beam | Size L x W x H  | IP   | IK   |
|-------------|------|--------------------|--------------|------|-----------------|------|------|
| RLGC/SM-80  | 80W  | 4000K              | 11486        | 120° | 400 x 400 x 102 | IP65 | IK08 |
| RLGC/SM-100 | 100W | 4000K              | 14690        | 120° | 400 x 400 x 102 | IP65 | IK08 |
| RLGC/SM-120 | 120W | 4000K              | 19594        | 120° | 400 x 400 x 102 | IP65 | IK08 |
| RLGC/SM-150 | 150W | 4000K              | 23322        | 120° | 400 x 400 x 102 | IP65 | IK08 |
| RLGC/SH-180 | 180W | 4000K              | 27987        | 120° | 400 x 400 x 102 | IP65 | IK08 |
| RLGC/SH-200 | 200W | 4000K              | 32486        | 120° | 400 x 400 x 102 | IP65 | IK08 |

## Optional Extras

| Options          | Suffix | Comments                      |
|------------------|--------|-------------------------------|
| Surface mounted  | SM     | Surface mounted               |
| Recessed mounted | PR     | Recessed mounted              |
| DALI Dimmable    | EBD    | Integral DALI Dimmable driver |



Lumen output based on Absolute lumens, 4000K LED chip and manufacturers rated mA drivers.

\*\*\* NOTE: Dimensions and Cut Out sizes may change without notification.