



Park Light series LED surface mounted luminaire with wide distribution.  
High pressure die-cast aluminium housing with anti static powder coating.  
Silicon rubber gasket.  
UV stabilized injection moulded polycarbonate refractor and stainless steel fasteners.  
High efficiency CREE LED chips and integral electronic driver.

<b><u>Colour Temperature:</u></b>	3000K / 4000K / 5000K
<b><u>CRI:</u></b>	CRI80+
<b><u>Life Time:</u></b>	50,000Hrs L70 / B10 at 25°C
<b><u>Beam Angle:</u></b>	Wide distribution
<b><u>Driver options:</u></b>	Non-dimmable / DALI Dimmable
<b><u>IP Rating:</u></b>	IP65
<b><u>IK Rating:</u></b>	IK08
<b><u>Mounting options:</u></b>	Surface mounted
<b><u>Available Colour:</u></b>	Black finish. Special colour finish on request.

**Applications:**  
Car park lighting, Canopy, Suitable for low ceiling height installation

Lumen output based on Absolute lumens, 4000K LED chip and manufacturers rated mA drivers.

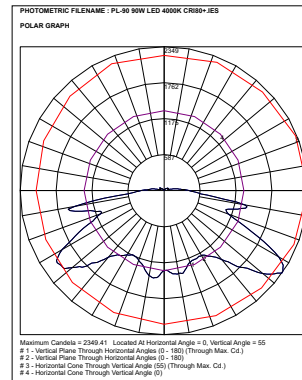
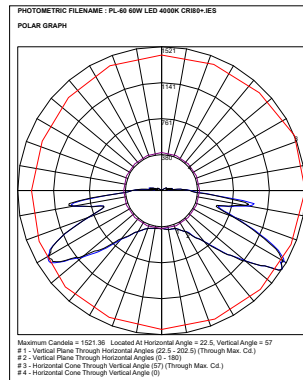
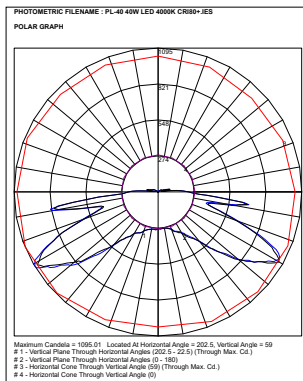
\*\*\* NOTE: Dimensions and Cut Out sizes may change without notification.

# Rytec Lighting Australia Pty Ltd

Cat	Watt	Colour Temperature	Lumen Output	Beam	Size Dia x Height	CRI	IP	IK
PL-40	40W	4000K	4122	Wide	381 x 287	CRI80+	IK65	IK08
PL-60	60W	4000K	5633	Wide	381 x 287	CRI80+	IK65	IK08
PL-90	90W	4000K	9308	Wide	381 x 287	CRI80+	IK65	IK08

## Optional Extras

Options	Suffix	Comments
DALI Dimmable	EBD	Integral DALI Dimmable driver



Lumen output based on Absolute lumens, 4000K LED chip and manufacturers rated mA drivers.

\*\*\* NOTE: Dimensions and Cut Out sizes may change without notification.