



RD02 Fixed downlight



RD02A Adjustable downlight



RD02 series Adjustable or Fixed option recessed low glare LED downlight designed with high efficacy COB LED chip, excellent glare control, powder coated aluminium housing and remote LED driver.

**Colour Temperature:** 2700K / 3000K / 4000K / 5000K

**LEDs Life Time:** 50,000Hrs L70 / B10

**CRI:** CRI80+, CRI90+, Cyanosis COI

**Beam Angle:** 15° / 24° / 38° / 55° / 60°

**Driver options:** Non-dimmable, Triac dimmable, DALI/DSI dimmable LED driver

**IP Rating:** IP20 / IP44

**IC Rating:** IC-4

**Trim Colour:** White finish

**Applications:**

Offices, Aged Care Facilities, Foyers, Hotels.

Lumen output based on Absolute lumens, 4000K LED chip and manufacturers rated mA drivers.

\*\*\* NOTE: Dimensions and Cut Out sizes may change without notification

## RD02 Recessed Fixed Downlight

Cat	System Watt	Lumen output 4000K / 55°	CRI	Beam	Overall Size Diameter	Cut Out	IP
RD02-4	3.5W	520Lm	CRI80+	15° / 24° / 38° / 55°	Ø 100mm	90mm dia	IP20/IP44
RD02-6	5.5W	757Lm	CRI80+	15° / 24° / 38° / 55°	Ø 100mm	90mm dia	IP20/IP44
RD02-9	9.2W	895Lm	CRI80+	15° / 24° / 38° / 55°	Ø 100mm	90mm dia	IP20/IP44
RD02-11	10.9W	1152Lm	CRI80+	15° / 24° / 38° / 55°	Ø 100mm	90mm dia	IP20/IP44
RD02-15	15.2W	1644Lm	CRI80+	15° / 24° / 38° / 55°	Ø 100mm	90mm dia	IP20/IP44
RD02-17	17.5W	1681Lm	CRI80+	15° / 24° / 38° / 55°	Ø 100mm	90mm dia	IP20/IP44
RD02-20	21.4W	2115Lm	CRI80+	15° / 24° / 38° / 55°	Ø 100mm	90mm dia	IP20/IP44

## RD02A Recessed Adjustable Downlight

Cat	System Watt	Lumen output 4000K / 55°	CRI	Beam	Overall Size Diameter	Cut Out	IP
RD02A-4	3.5W	520Lm	CRI80+	15° / 24° / 38° / 55°	Ø 100mm	90mm dia	IP20/IP44
RD02A-6	5.5W	757Lm	CRI80+	15° / 24° / 38° / 55°	Ø 100mm	90mm dia	IP20/IP44
RD02A-9	9.2W	895Lm	CRI80+	15° / 24° / 38° / 55°	Ø 100mm	90mm dia	IP20/IP44
RD02A-11	10.9W	1152Lm	CRI80+	15° / 24° / 38° / 55°	Ø 100mm	90mm dia	IP20/IP44
RD02A-15	15.2W	1644Lm	CRI80+	15° / 24° / 38° / 55°	Ø 100mm	90mm dia	IP20/IP44
RD02A-17	17.5W	1681Lm	CRI80+	15° / 24° / 38° / 55°	Ø 100mm	90mm dia	IP20/IP44
RD02A-20	21.4W	2115Lm	CRI80+	15° / 24° / 38° / 55°	Ø 100mm	90mm dia	IP20/IP44

## Optional Extras

### Suffix

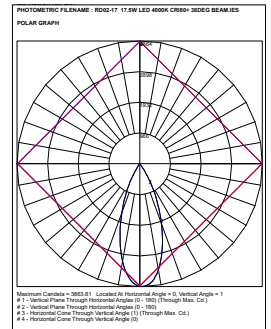
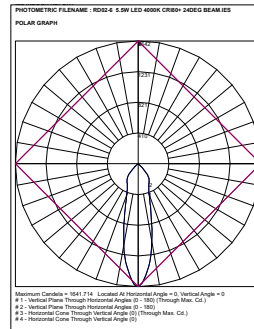
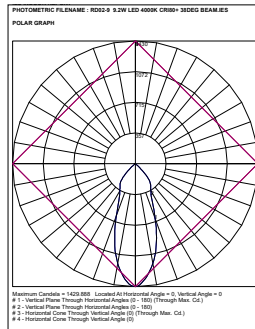
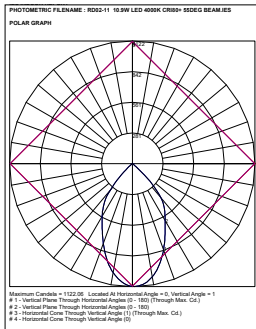
RD02-11 10.9W LED 4000K, CRI80+, 55deg beam, White reflector, non-dimmable with IP44 lamp

Example: Specify as: **RD02-11 - (4K) - (C80) - (B55) - (ND) - (IP44)**

CCT	CRI	Beam Angle	Dimmable	IP Rating
2K = 2700K	C80 = CRI80+	B15 = 15°	ND = Non-dimmable	IP20
3K = 3000K	C90 = CRI90+	B24 = 24°	DM = Triac dimmable	IP44
4K = 4000K	CY = Cyanosis	B38 = 38°	EBD = DALI/DSI dimm	
5K = 5000K		B55 = 55°		

Lumen output based on Absolute lumens, 4000K LED chip and manufacturers rated mA drivers.

\*\*\* NOTE: Dimensions and Cut Out sizes may change without notification



Lumen output based on Absolute lumens, 4000K LED chip and manufacturers rated mA drivers.

\*\*\* NOTE: Dimensions and Cut Out sizes may change without notification