



LED wall mounted Cylindrical Up & Down lighter with high efficacy COB LED chips.

IP65 series wall mounted Up & Down lights designed with:

- Extruded aluminium and die-cast aluminium housing with high corrosion resistance.
- Tempered glass diffuser,
- Silicon gasket for IP65 rating.
- Stainless steel fasteners.

<u>CRI:</u>	CRI80+
<u>Lamp's Life Time:</u>	50,000Hrs L70 / B10
<u>Beam Angle:</u>	15° / 24° / 36° / 60°
<u>Driver options:</u>	Integral non-dimmable
<u>IP Rating:</u>	IP65
<u>Colour Temperature:</u>	2700K / 3000K / 4000K / 5000K
<u>Available Colour:</u>	Black or White finish




Applications:

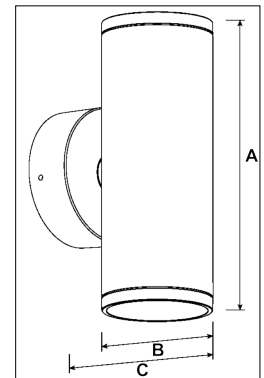
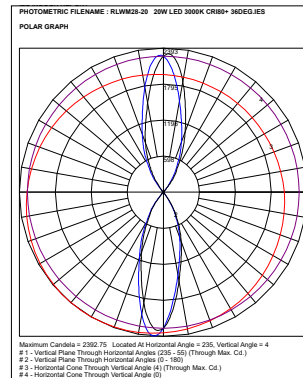
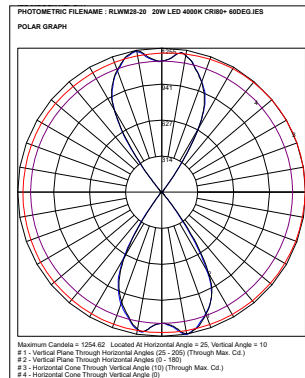
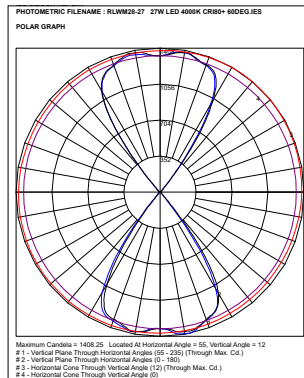
Outdoor lighting, Schools, Shopping Centre, Hotels, Warehouses,

Lumen output based on Absolute lumens, 4000K LED chip and manufacturers rated mA drivers.

*** NOTE: Dimensions and Cut Out sizes may change without notification.

Up & Down Lighter

Cat	Watt	Up & Down Lighter	Colour Temperature	Lumen Output	CRI	Beam	Size A x B x C	IP
RLWM28-10	10W (2x5W)		3000K 4000K 3000K 4000K 3000K 4000K	778 830 764 841 845 899	80+ 80+ 80+ 80+ 80+ 80+	15° 15° 24° 24° 60° 60°	170 x 60 x 105	IP65
RLWM28-20	20W (2x10W)		3000K 4000K 3000K 4000K 3000K 4000K 3000K 4000K	2038 2161 2111 2190 2073 2161 2084 2260	80+ 80+ 80+ 80+ 80+ 80+ 80+ 80+	15° 15° 24° 24° 36° 36° 60° 60°	200 x 76 x 121	IP65
RLWM28-27	27W (2x13.5W)		3000K 4000K 3000K 4000K 3000K 4000K 3000K 4000K	2860 2981 2898 3020 2750 2950 2876 3085	80+ 80+ 80+ 80+ 80+ 80+ 80+ 80+	15° 15° 24° 24° 36° 36° 60° 60°	230 x 100 x 145	IP65



Optional Extras

Options	Suffix	Comments
White finish	WH	White powder coat finish
Black finish	BK	Black powder coat finish

Lumen output based on Absolute lumens, 4000K LED chip and manufacturers rated mA drivers.

*** NOTE: Dimensions and Cut Out sizes may change without notification.