


Surface mounted



Suspended mounted



RLFZ series slim design LED Freezer light with various wattages.
Polycarbonate housing and high quality polycarbonate spread lens.
High efficiency LED chips up to 160LM/W and integral electronic driver.
Various mounting options.

<u>Colour Temperature:</u>	4000K / 5000K
<u>LEDs Life Time:</u>	50,000Hrs L70 / B10
<u>CRI:</u>	CRI80+
<u>Colour Tolerance:</u>	MacAdam 3
<u>Beam Angle:</u>	120°
<u>Driver options:</u>	Non-dimmable / DALI Dimmable / 1~10V Dimming
<u>IP Rating:</u>	IP65
<u>IK Rating:</u>	IK10
<u>Working Temp:</u>	-30°C ~ +40°C
<u>Mounting options:</u>	Surface mounted, Suspended mounted
<u>Available Colour:</u>	White finish

Applications:

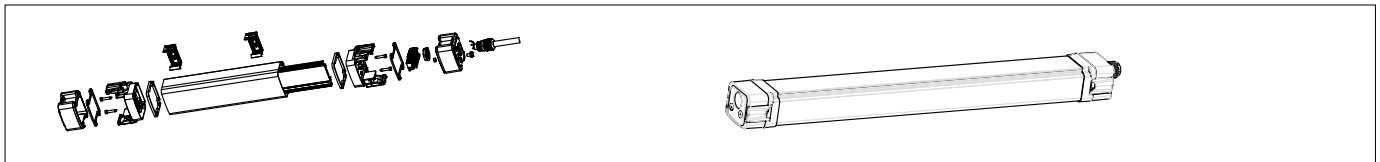

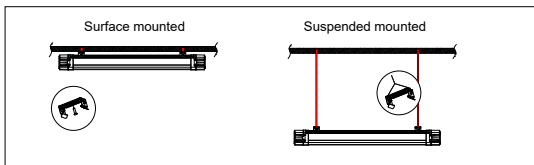
Freezer rooms, Cold rooms, Warehouse, Canopy, Bakeries and Kitchen's cold storage rooms

Lumen output based on Absolute lumens, 4000K LED chip and manufacturers rated mA drivers.

*** NOTE: Dimensions and Cut Out sizes may change without notification.

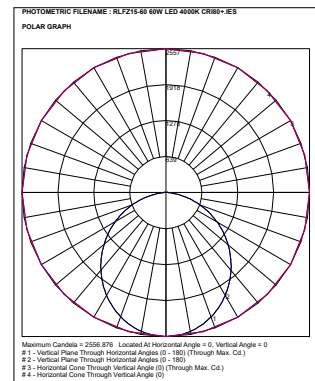
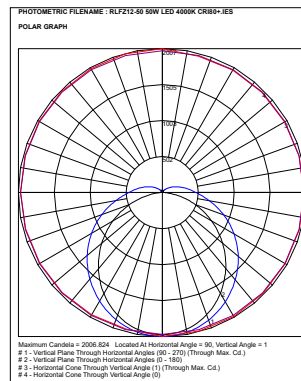
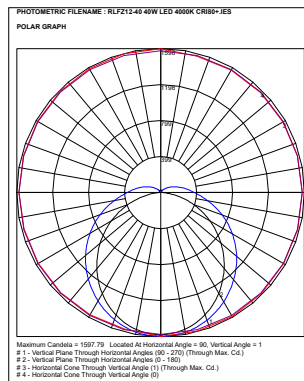
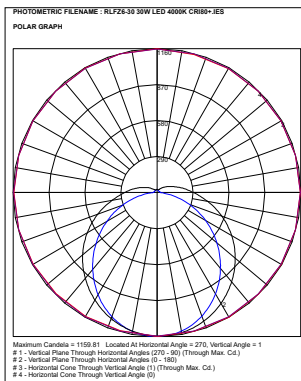
Surface mounted Freezer light

Cat	Watt	Colour Temperature	Lumen Output	Beam	Size L x W x H	IP	IK
RLFZ6-20	20W	4000K	2820	120°	600 x 74 x 61	IP65	IK10
RLFZ6-30	30W	4000K	4178	120°	600 x 74 x 61	IP65	IK10
RLFZ12-40	40W	4000K	5591	120°	1200 x 74 x 61	IP65	IK10
RLFZ12-50	50W	4000K	7023	120°	1200 x 74 x 61	IP65	IK10
RLFZ15-50	50W	4000K	7049	120°	1500 x 74 x 61	IP65	IK10
RLFZ15-60	60W	4000K	8340	120°	1500 x 74 x 61	IP65	IK10



Optional Extras

Options	Suffix	Comments
Surface mounted	SM	Surface mounted
Suspended mounted	SU	Inc. Stainless steel wire suspension kit
DALI Dimmable	EBD	Integral DALI Dimmable driver
1~10V Dimming	DIM	Integral 1~10V Dimmable driver



Lumen output based on Absolute lumens, 4000K LED chip and manufacturers rated mA drivers.

*** NOTE: Dimensions and Cut Out sizes may change without notification.