



RLBL series slim design LED Linear High Bay luminaire with various wattages and distribution. Powder coated aluminium housing and high quality polycarbonate spread lens. Philips LED chips and integral electronic driver. Various mounting options.

- Colour Temperature:** 2700K / 3000K / 4000K / 5000K
- LEDs Life Time:** 50,000Hrs L70 / B10
- CRI:** CRI70+
- Beam Angle:** 45° / 90° / 130° / 90x110° / 110x150° / 85x150°
- Driver options:** Non-dimmable / DALI Dimmable
- IP Rating:** IP65
- IK Rating:** IK08
- Mounting options:** Surface mounted fixed & adjustable, Suspended

Available Colour: White or Black finish. Special colour finish on request.

Applications:
Warehouse, Aisle racking areas, Canopy, Car park, Car park entrance

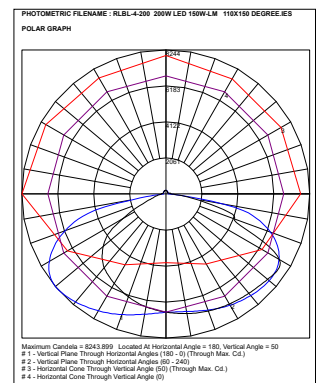
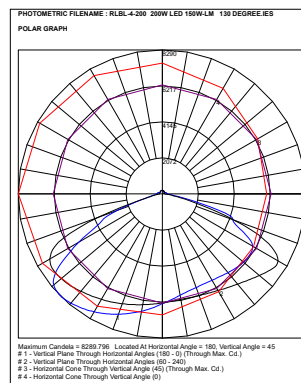
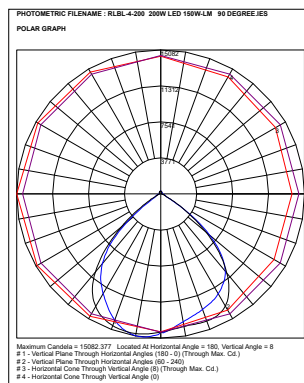
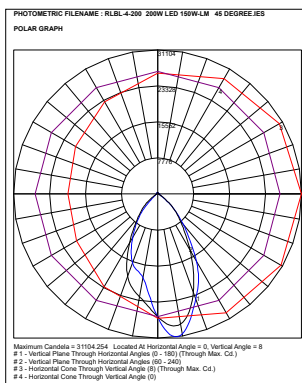
Lumen output based on Absolute lumens, 4000K LED chip and manufacturers rated mA drivers.
*** NOTE: Dimensions and Cut Out sizes may change without notification.

Rytec Lighting Australia Pty Ltd

Cat	Watt	Colour Temperature	Lumen Output 90°	Beam	Size L x W x H	IP	IK
RLBL/1-50	50W	4000K	7654	45°/90°/130° 85x150°/110x150°	315x143x112	IP65	IK08
RLBL/2-100	100W	4000K	14967	45°/90°/130° 85x150°/110x150°	615x143x112	IP65	IK08
RLBL/3-120	120W	4000K	18047	45°/90°/130° 85x150°/110x150°	915x143x112	IP65	IK08
RLBL/3-150	150W	4000K	22721	45°/90°/130° 85x150°/110x150°	915x143x112	IP65	IK08
RLBL/4-180	180W	4000K	27529	45°/90°/130° 90x110° 85x150°/110x150°	1215x143x112	IP65	IK08
RLBL/4-200	200W	4000K	30787	45°/90°/130° 90x110° 85x150°/110x150°	1215x143x112	IP65	IK08

Optional Extras

Options	Suffix	Comments
Surface mounted	SM	Wall or ceiling mounted with adjustable bracket
Suspended	SU	Suspended mounted
DALI Dimmable	EBD	Integral DALI Dimmable driver



Lumen output based on Absolute lumens, 4000K LED chip and manufacturers rated mA drivers.

*** NOTE: Dimensions and Cut Out sizes may change without notification.