



RDWW10 series Wall washer recessed LED downlight with high efficacy COB LED chip. Powder coated aluminium housing, remote LED driver.

<u>Colour Temperature:</u>	2700K / 3000K / 4000K / 5000K
<u>LEDs Life Time:</u>	50,000Hrs L70 / B10
<u>CRI:</u>	CRI80+, CRI90+, Cyanosis COI
<u>Beam Angle:</u>	15° / 24° / 38° / 55° / 60°
<u>Driver options:</u>	Non-dimmable, Triac dimmable, DALI/DSI dimmable LED driver
<u>Lamp's IP Rating:</u>	IP44 / IP65
<u>Trim Colour:</u>	White finish

Applications:

Offices, Hotels, Aged Care Facilities.

Lumen output based on Absolute lumens, 4000K LED chip and manufacturers rated mA drivers.

*** NOTE: Dimensions and Cut Out sizes may change without notification

Rytec Lighting Australia Pty Ltd

Cat	Watt	Lumen output based on 3000K	CRI	Beam	Size Diameter	Cut Out	IP
RDWW10-9	8.5W	592Lm	CRI80+	15° / 24° / 38° / 60°	Ø 95mm	87mm dia	IP44/IP65
RDWW10-9H	8.5W	692Lm	CRI80+	15° / 24° / 38° / 60°	Ø 95mm	87mm dia	IP44/IP65
RDWW10-11	10.5W	1078Lm	CRI80+	20° / 30° / 38° / 55°	Ø 95mm	87mm dia	IP44/IP65
RDWW10-11H	10.5W	1178Lm	CRI80+	20° / 30° / 38° / 55°	Ø 95mm	87mm dia	IP44/IP65
RDWW10-15	15W	1384Lm	CRI80+	20° / 30° / 38° / 55°	Ø 95mm	87mm dia	IP44/IP65
RDWW10-17	17.5W	1632Lm	CRI80+	15° / 24° / 38° / 55°	Ø 95mm	87mm dia	IP44/IP65
RDWW10-20	21W	1981Lm	CRI80+	15° / 24° / 38° / 55°	Ø 95mm	87mm dia	IP44/IP65

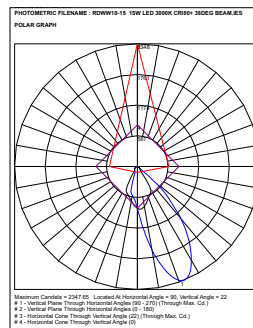
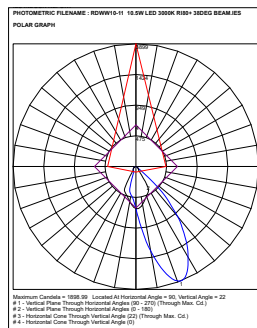
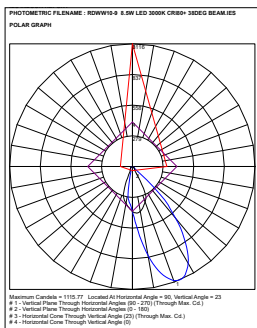
Optional Extras

Suffix

RDWW10-11 10.5W LED 3000K, CRI80+, 38deg beam, non-dimmable with IP44 lamp

Example: Specify as: RDWW10-11 - (3K) - (C80) - (B38) - (ND) - (IP44)

CCT	CRI	Beam Angle	Dimmable	Lamp's IP Rating
2K = 2700K 3K = 3000K 4K = 4000K 5K = 5000K	C80 = CRI80+ C90 = CRI90+ CY = Cyanosis COI	B15 = 15° B24 = 24° B38 = 38° B55 = 55° B60 = 60°	ND = Non-dimmable DM = Triac dimmable EBD = DALI/DSI dimmable	44 = IP44 65 = IP65



Lumen output based on Absolute lumens, 4000K LED chip and manufacturers rated mA drivers.

*** NOTE: Dimensions and Cut Out sizes may change without notification